



1300 Lumen Mini Light & Laser Combo Tactical Sight User Manual

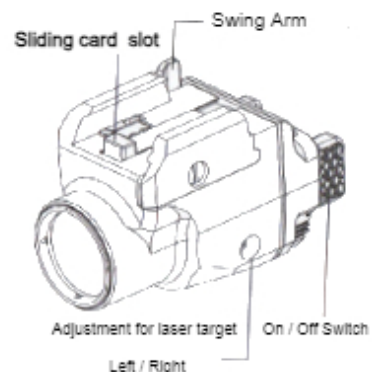
Product Features

The S.A. Self Defense Laser light combo has a built in rechargeable battery, 1300 lumen light & a 5mw laser & USB C charging


Light switching from low to high and flash

Single laser mode
Single light mode &
Light and laser mode
Adjustable Target laser

Bottom of Laser / Light



Top Of Laser / Light



Light / Laser Modes

Light

Strong light / Flashing Light
Low light

Laser

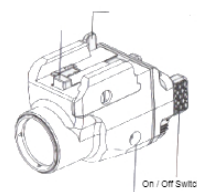
On / Off

Laser and light

Combo mode with laser. Light can be switched between modes

Light Mode Switching

Tap switch to turn on/off
Press the on / off switch once for strong light.
Press the switch 2 times for Flashing light
Press the switch 3 times for low light mode





1300 Mini Lumen Light & Laser Combo Tactical Sight Safety Manual



Avoid any laser contact with eyes!

Lasers can cause permanent damage to eyes and always be safety responsible when using any laser.



Never point any laser into the sky!

Lasers travel far distances and can be very dangerous in the sky.

Please use your S.A. Self Defense laser / light combo responsibly and safety and follow all guidelines set by a Class 2 laser.

FlashLight

Do not point the flashlight directly into eyes. It's Bright and may cause temporary blindness (self defense bonus) or permanent damage to eyes

Do not cover the flashlight head when on or place it on the ground. The radiation heat may cause damage to the flashlight or burn other materials

Do Not leave flashlight on in any type of fabric bag or plastic container.

Pretty much always turn the light off when not in use!

Your S.A. Self Defense Laser Light combo has a 1 year warranty.

If you have any questions, Concerns please contact us at any of the following

info@Superiordefend.me

superiordefend.me/contact-us

